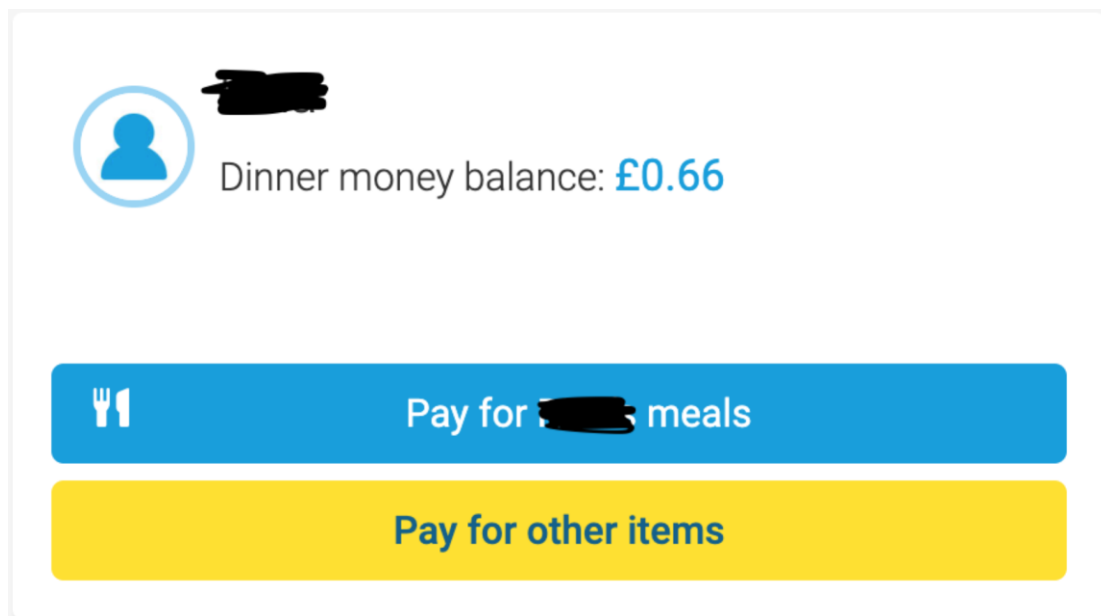


How to Top Up for Secondary School Meals

Go to the ParentPay website (www.parentpay.com) and log in

1. On the Home Page select 'Pay for _child's name_ meals'



2. Type in the amount you would like to top up and then select 'Add to basket'

Balance: £0.66

Meal deals are set at £2.10 a day with the choice of a variety of other items. Pric... [more...](#)

How much would you like to pay?

Min - £0.01 / Max - £250.00 (set by school)

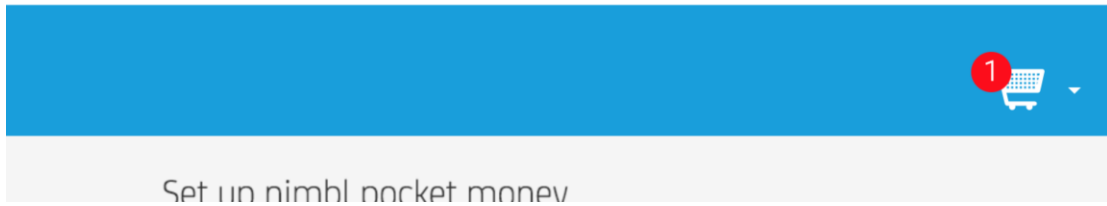


[What is this?](#)

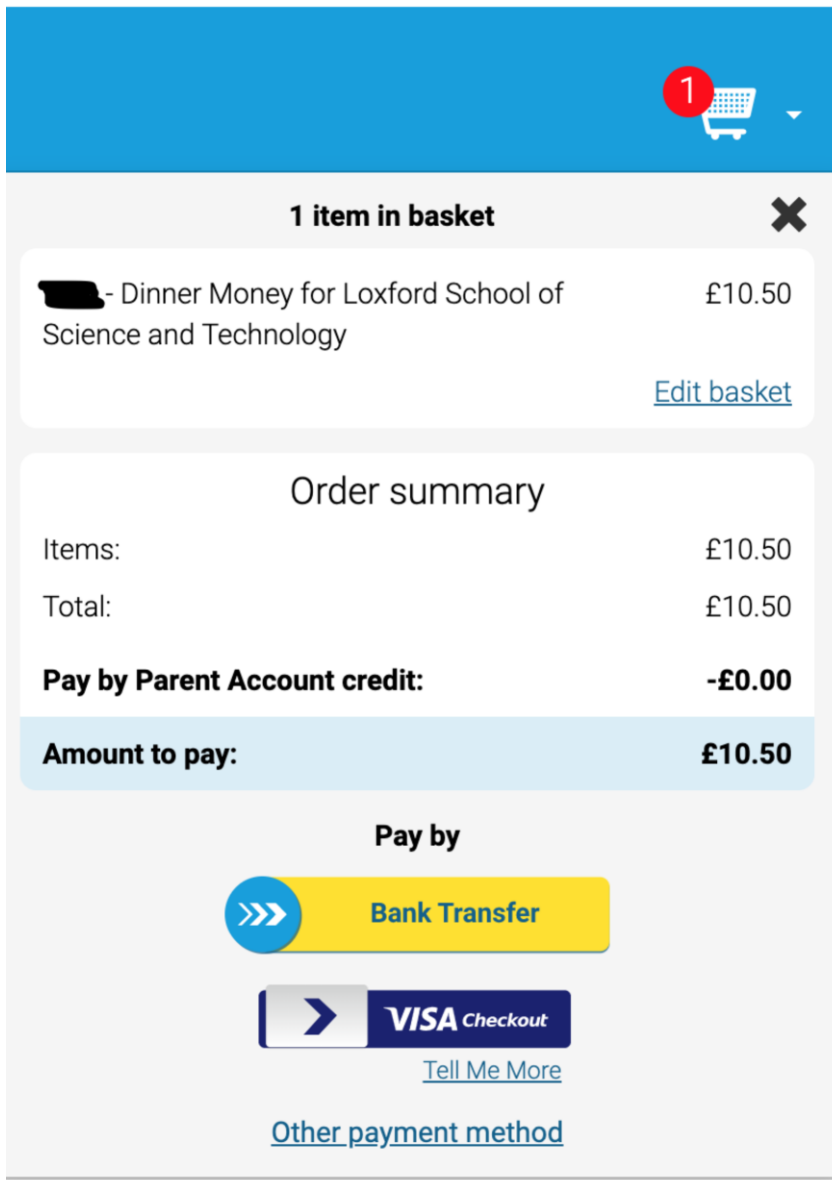



[Cancel](#)


Your item will then be placed in your basket (top right of the screen) awaiting payment. Once you are ready to pay click the red basket icon.



3. The following screen will appear, please select your preferred payment method. If you are paying by card please select 'Other payment method' and complete the transaction.



1 item in basket 


 - Dinner Money for Loxford School of Science and Technology £10.50


[Edit basket](#)

Order summary

Items:	£10.50
Total:	£10.50
Pay by Parent Account credit:	-£0.00
Amount to pay:	£10.50

Pay by

 **Bank Transfer**

 **VISA Checkout**

[Tell Me More](#)

[Other payment method](#)

You will receive a confirmation email once the payment is complete.

Please note the school does not offer credit.

Parents are reminded to regularly check their child has enough funds on their account.

If you have any queries, please contact the School Finance Team